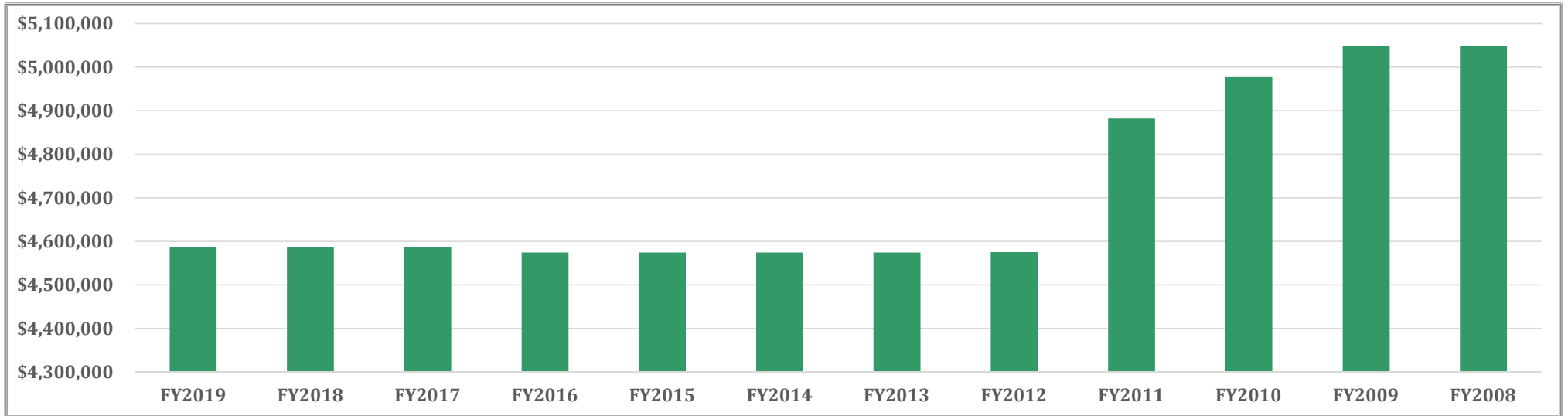


# Educational Focus on State Funding

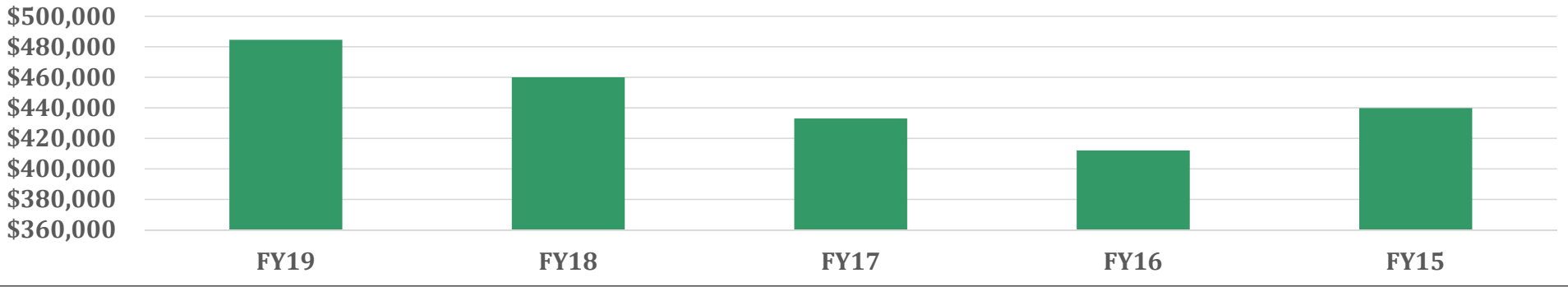
**Prepared by: Karen E. Obratil, Treasurer/CFO  
April 22, 2019**

# Basic State Aid Funding



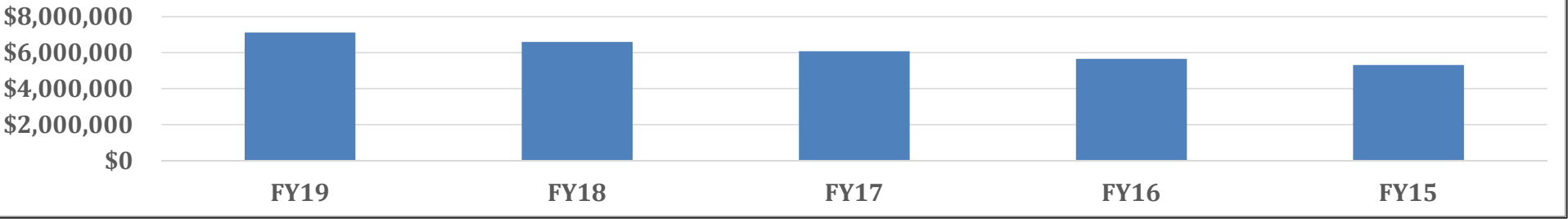
	<b>FY2019</b>	<b>FY2018</b>	<b>FY2017</b>	<b>FY2016</b>	<b>FY2015</b>	<b>FY2014</b>	<b>FY2013</b>	<b>FY2012</b>	<b>FY2011</b>	<b>FY2010</b>	<b>FY2009</b>	<b>FY2008</b>
Basic State Aid	\$4,586,644	\$4,586,644	\$4,587,062	\$4,574,455	\$4,574,455	\$4,574,453	\$4,574,453	\$4,575,493	\$4,882,162	\$4,978,866	\$5,048,002	\$5,048,002
\$ Year over Year Change	0	418	12,607	0	2	0	(1,040)	(306,669)	(96,704)	(69,136)	0	
% Year over Year Change	0.00%	0.01%	0.28%	0.00%	0.00%	0.00%	-0.02%	-6.28%	-1.94%	-1.37%	0.00%	

### Special Education Funding



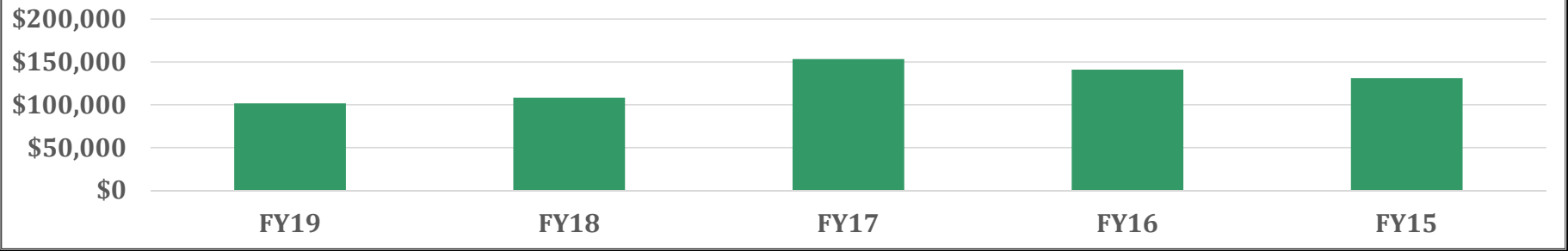
FY19	FY18	FY17	FY16	FY15
\$484,575	\$459,994	\$432,970	\$412,052	\$439,803

### Special Education Costs



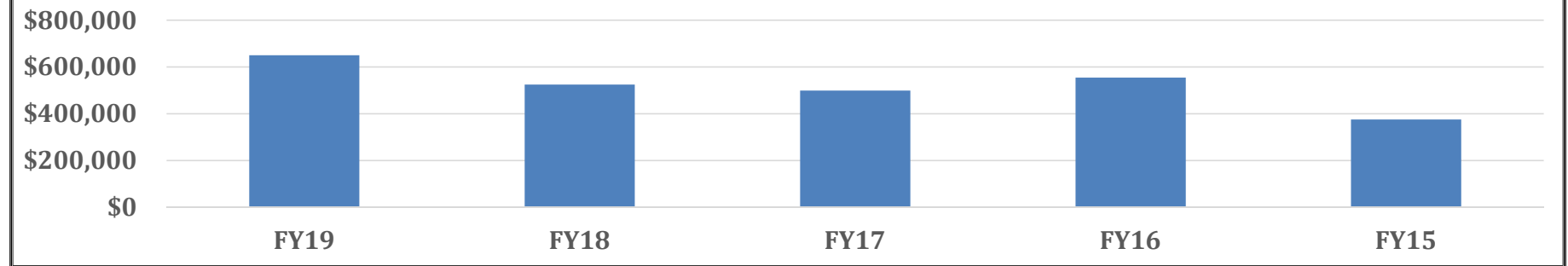
FY19	FY18	FY17	FY16	FY15
\$6,701,537	\$6,090,919	\$5,695,448	\$5,158,703	\$4,861,179

### Preschool Special Ed Funding



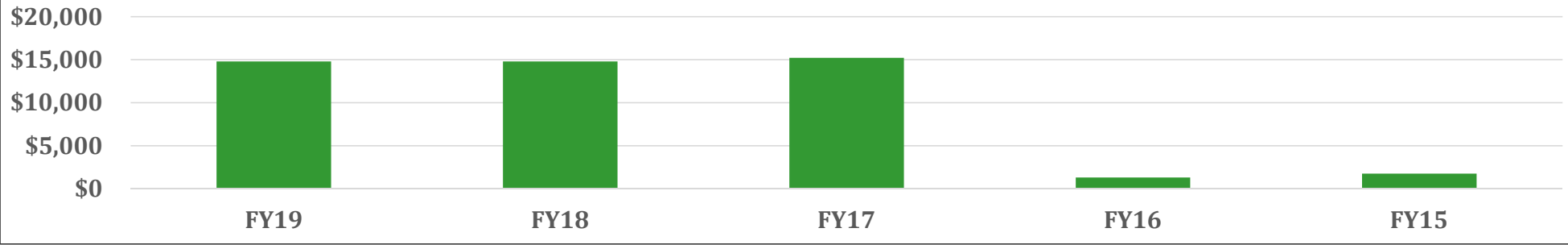
FY19	FY18	FY17	FY16	FY15
\$101,609	\$108,235	\$153,256	\$140,890	\$131,005

### Preschool Expenditures



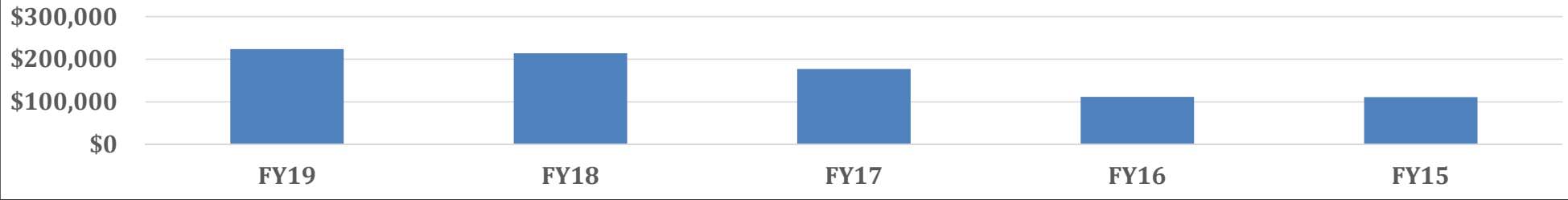
FY19	FY18	FY17	FY16	FY15
\$650,000	\$524,808	\$499,442	\$554,761	\$375,399

### Career Tech State Funding



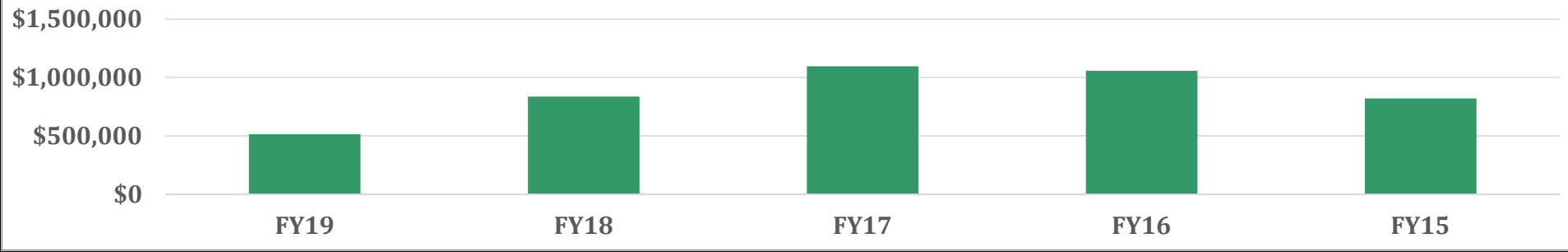
FY19	FY18	FY17	FY16	FY15
\$14,798	\$14,798	\$15,216	\$1,309	\$1,761

### Career Tech Costs



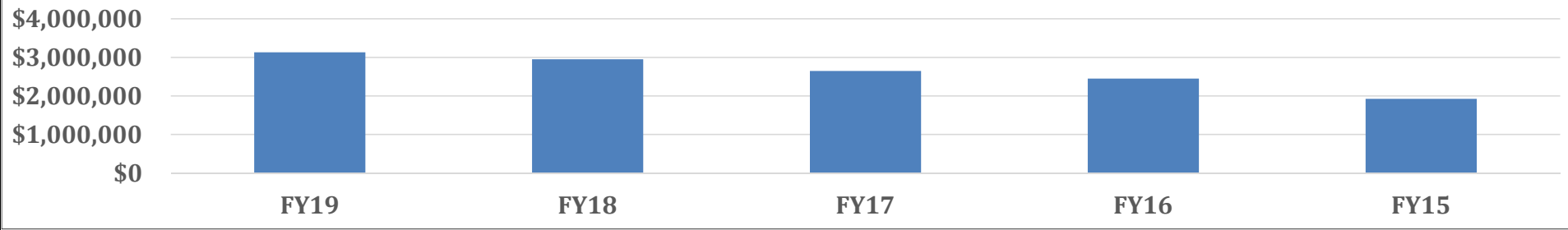
FY19	FY18	FY17	FY16	FY15
\$223,628	\$213,976	\$177,054	\$111,686	\$111,334

### Transportation Funding



FY19	FY18	FY17	FY16	FY15
\$512,962	\$836,152	\$1,095,958	\$1,058,298	\$820,657

### Transportation Costs



FY19	FY18	FY17	FY16	FY15
\$3,131,225	\$2,951,114	\$2,648,579	\$2,449,591	\$1,924,323